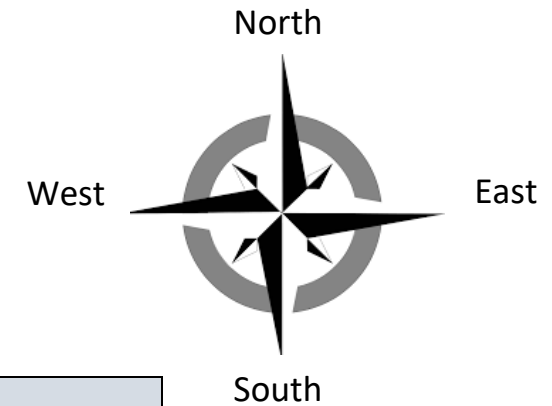


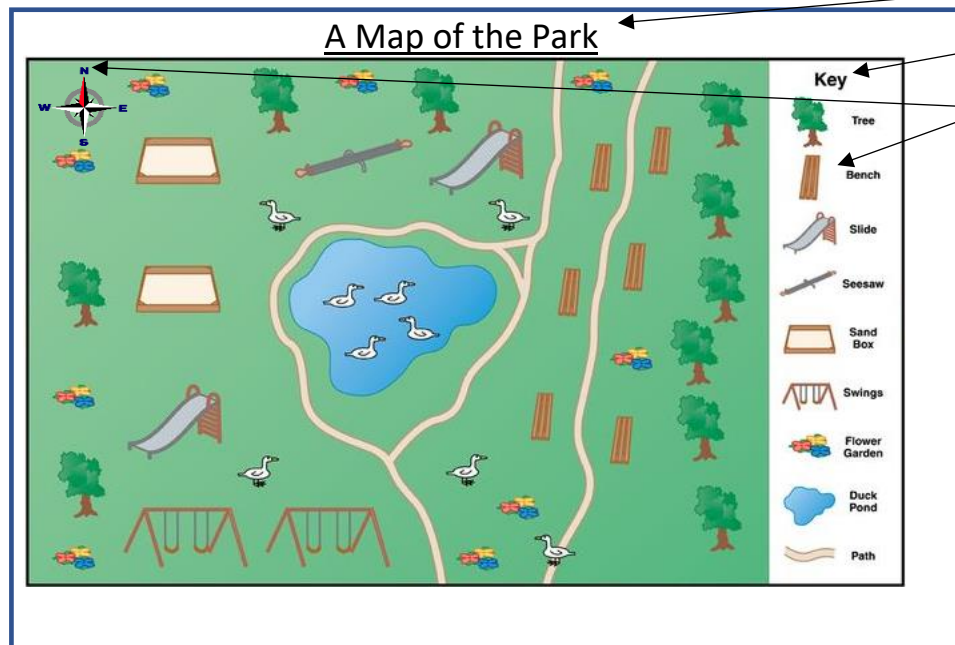
Year 1 Term 3

Geography Knowledge Organiser - Around My School

Compass Points



Key Vocabulary	Definition
Aerial View	A view from above
Map	A picture showing where things are located
Location	The place where something is
Compass	A tool used to find out directions
Key	A tool used to find out what symbols on a map represent
Navigate	To find the way.



A good map has:

- A Title
- A Key
- Symbols
- Compass Points



A person who draws maps is called a cartographer.

RE Knowledge Organiser- The Gospel

Year 1 Term 3

Key Vocabulary

Gospel	A life-story or biography of the life and teaching of Jesus.
Disciple	The twelve men chosen by Jesus to follow him and to spread the gospel after his death.
Jesus	The name of the man who Christians believe was the son of God.
Bible	The book of sacred writings accepted by Christians as coming from God.
Friendless	Having no friends.
Forgiveness	To stop blaming or being angry with someone for something that person has done, or not punish them for something.
Peace	A state of tranquillity or quiet.


The 12 Disciples



Mathew
9:9-13

Luke
6:37-38

John
14:27



Computing Knowledge Organiser – Digital Imagery

Digital imagery

Camera	A device used to take, or record, pictures of people and objects.
Crop	When you change the height and/or width of an image.
Delete	To remove from a computer, text or files such as images.
Download	To save a file from the internet or another computer.
Drag and drop	When you move and place text or a file on a computer.
Editing software	Any software program that lets you change an image or video in any way.
Image	A picture.
Import (software)	To place another file into a document, such as an image.
Photograph	Still images that are taken by a camera.
Resize	To change the height and width of an object.
Save as	Lets you name and store a file on a computer.
Search engine	A website that lets you search for information on the internet.
Sequence	A set order or pattern for something to follow.
Smart device	An electronic device, connected to other devices or the internet.
Storage space	A place for keeping information for future use.
Visual effects	The process where images are created or changed.

Key facts

Kapow
Primary

An example of a sequence: egg-hatching



Different types of camera:



When taking photographs, remember to:

Check that there is enough light

Check the camera frame, to position your photograph

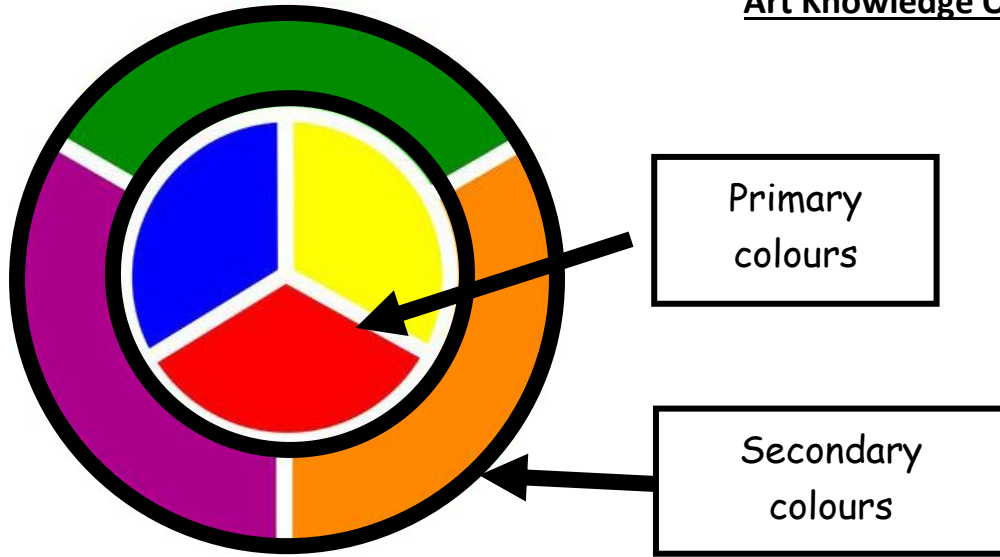
Hold the camera still, because movement can blur the photo

Make sure you get all of the subject in the photo




Year 1 Term 3

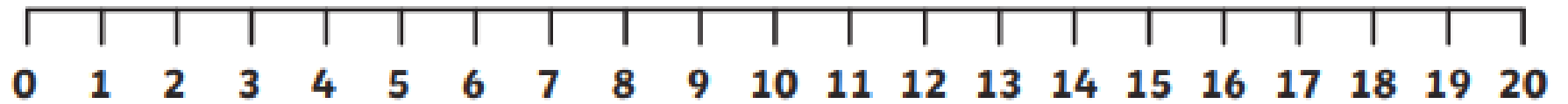
Art Knowledge Organiser – Colour



Primary colours	Blue, yellow and red. These cannot be made by mixing other colours together.
Secondary colours	Orange, purple and green. These are made by mixing the primary colours together.
Warm and Cool colours	Yellow, orange and red are warm colours. These colours create a warm mood. Blue, green and purple are cool colours. These colours create a cool mood.
Shade	When you add black to a colour to darken it.
Tint	When you add white to a colour to lighten it.

Painting	Artist and Title
	Van Gogh, <i>Sunflowers</i> (1888)
	Hockney, <i>A Bigger Splash</i> (1967)
	Monet, <i>The Sea at Fecamp</i> (1881)

Knowledge Organiser: Addition and Subtraction within 20



●	●	●	●	●
●	●	●	●	●

$4 + 6 = 10$
 $10 - 6 = 4$

●	●	●	●	●	●	●	●	●	●
●	●	●	●	●	●	●	●	●	●

$14 + 6 = 20$
 $20 - 6 = 14$

First

Then

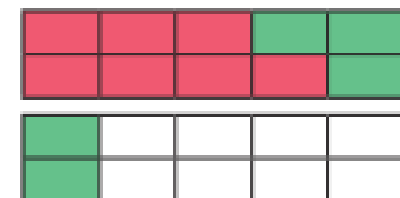
Now

●	●	●	●	●	●	●			
●	●	●	●	●	●				


First

Then

Now



Describing Movement



quarter turn



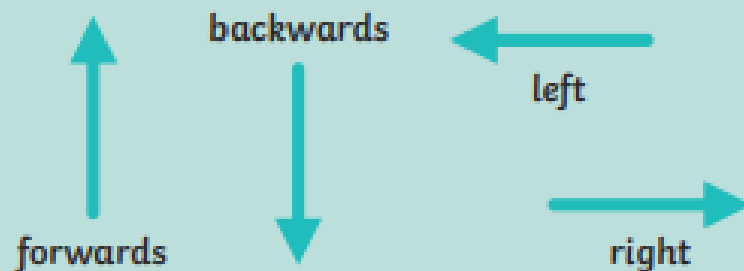
half turn



three-quarter turn



full turn




Describing Position

The pig is to the **left** of the hen.
The hen is to the **right** of the pig.
The pig is in **front** of the sheep.
The sheep is **behind** the pig.



The duck is **below** the doll.
The car is **above** the doll.
The car is on the **top** shelf.
The doll is on the **middle** shelf.
The duck is on the **bottom** shelf.
The doll is **between** the car and the duck.



Year 1 Term 3

Knowledge Organiser: Maths - Properties of shape and pattern

Key Vocabulary

side

corner

vertices

vertex

face

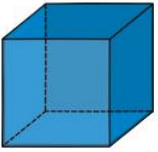
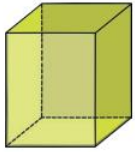
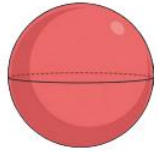
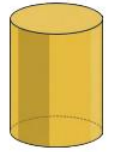


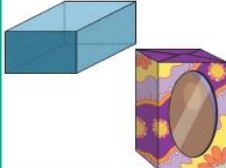

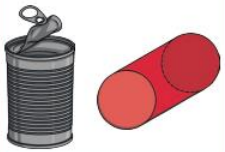

straight

2D

3D

pattern

3D Shapes

cube	cuboid	sphere	cylinder	cone
				
				













Patterns

A pattern follows a rule.



What shape will be next?

2D Shapes

square	circle	rectangle	triangle
			
			
			

Knowledge Organiser: Maths - Height and Length




tallest

shortest

shortest

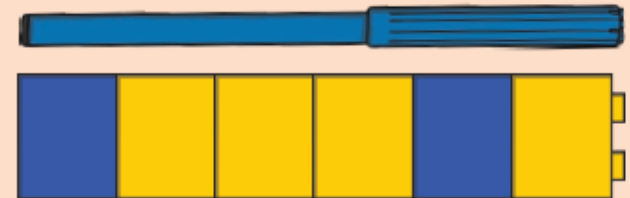
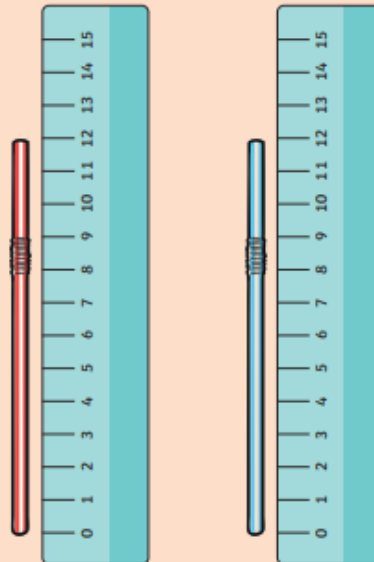
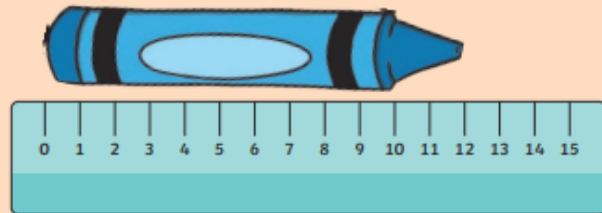
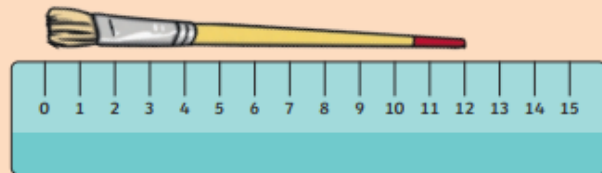
longest



The same length.

The same height.

This pen is 6 cubes long.



Year 1 Term 3

Knowledge Organiser: Science – Animals including Humans

Within living memory...

David Attenborough (1926-)



Naturalist famous for his educational broadcasts.

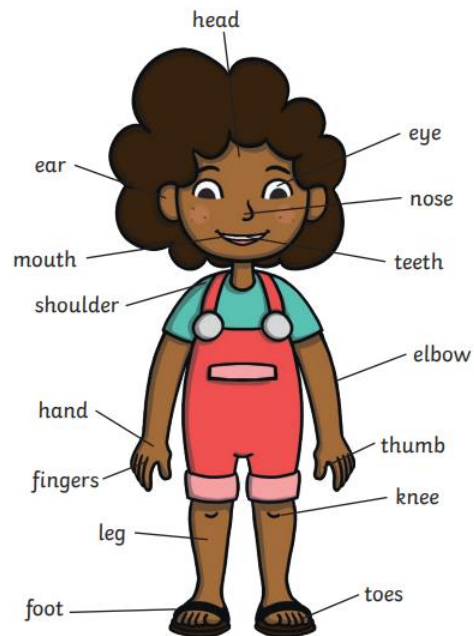
Vocabulary

Tier 2: head, neck, arms, elbows, legs, knees, face, ears, eyes, hair, mouth, teeth, tongue, feet, hands, torso, skin, senses, ears/hearing, hands/touch, nose/smell, eyes/sight, tongue/taste, birds, fish, feathers, scales, breathe, lay, young, diet

Tier 3: characteristic, cold-/warm-blooded, mammal, reptile, amphibian, carnivore, omnivore, herbivore

Disciplinary: question/answer, observe, identify, classify, test

Parts of the Body



Within living memory...

Steven Backshall (1973 -)



Explorer, BBC presenter (Deadly 60) and writer



Senses



sight



hearing



touch



taste



smell

Did I...?

write a title?

write a short introduction?

use sub-headings?

use fact boxes and/or bullet-marked lists?

use lots of topic language?

Write in the present tense?
(if it is not a historical report)?

use the pronouns 'he', 'she', 'it' or 'they'?

write a short summary at the end?

Word Bank

accurate

caption

describe

example

explain

fact

inform

introduce

outline

photograph

report

research

section

subject

summary

a title

an
introduction

sub-
headings

a fact box

a bullet-
marked list

present
tense verbs

third person
pronouns

topic
language

The Amazing Apatosaurus

The Apatosaurus was a giant sauropod dinosaur that lived during the Jurassic period. It was one of the largest animals to ever live on Earth.

Basic Facts

- Say 'a-pat-oh-sor-us'.
- The name means 'deceptive lizard'.

Diet

The Apatosaurus was a herbivore. It used stones to crush its food.

Did You Know...?

It is thought that the Apatosaurus had to eat up to 400kg of food every day.

Legs

The Apatosaurus had four huge legs to carry its enormous weight. Its back legs were longer than its front legs.

Tail

The Apatosaurus had a very long tail. The tail measured around 15m in length.

Don't Forget!

Aa

capital
letters

and she

finger
spaces

? ! .

punctuation

Knowledge Organiser: English – Newspaper Report

Did I...	who	what	where	when	why
include the name of the newspaper?	Monday	Tuesday	Wednesday	Thursday	Friday
include a headline?	last week	last night	yesterday	morning	afternoon
include pictures with captions?	statement	surprised	shocked	happened	pleased
include facts about the main event?	witness	reporter	interview	saw	heard

Chicken Wins Bread Competition!

Bakers were surprised last week when the yearly bread competition was won by a chicken.

Little Red had planted the seeds, harvested the grain, made the bread all by herself before the competition. When the judges tasted it, they said that it was the most delicious bread that they had ever eaten and gave the chicken a gold medal.

Some of the bakers

were annoyed that they had been beaten by a chicken but most of them were very happy. One baker even asked Little Red if she would like to work in their bakery!



Little Red with her tasty bread.

Little Red has said that she's already planning something special for next year's competition. We can't wait to see what it is!

The Fairytale Times

Features

the name of the newspaper

a headline

a picture with a caption

facts about the main event

Key Vocabulary

captions: A caption is a small piece of information that goes next to a drawing or photograph. It tells you what the picture is.

fact: A fact is something that is true.

headline: A headline is the title of a newspaper report. It gives a little bit of information on what the report is about.

Don't Forget!

ABC

capital letters



finger spaces

●

full stops

!

exclamation marks

?

question marks